




DOCUMENTATION SHEET

Propulsion Equipment SMART-LINK flexible coupling

SMART-LINK


Flexible Coupling



Introducing the new SMART-LINK flexible coupling


The Rubber Design SMART-LINK flexible coupling (**S**table **M**ovement, **A**xial, **R**adial, **T**orsional) is a newly developed coupling using rubber torque-links with interior cord inlays. The high degree of allowable displacements and associated low stiffnesses makes the SMART-LINK flexible coupling particularly suitable for the application with soft mounted flexible systems.

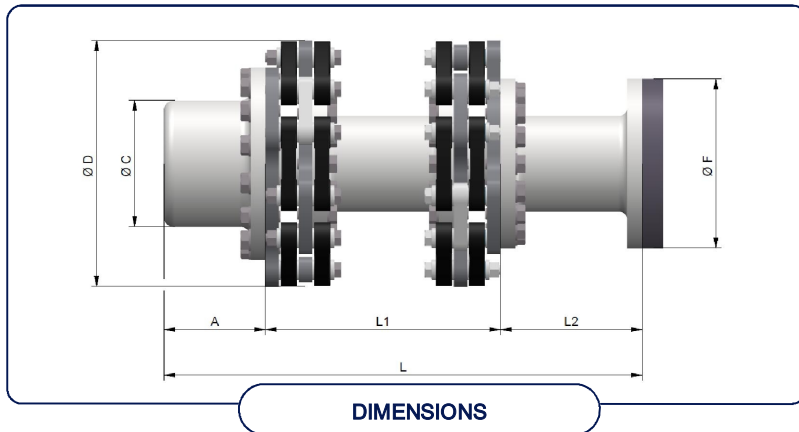
The SMART-LINK flexible coupling is specifically designed for usage between the propeller shaft with a separate thrust bearing and the gearbox. However it's also well suited for waterjets, thrusters, alternators, electric motors and (hydraulic) pumps. The single and double row torque-link design has an optimal torque capacity versus the smallest possible outside diameter. The SMART design of the coupling results in the smallest possible built-in length with maximum flexibility.



Features of the SMART-LINK flexible coupling

- From 1.35 kNm to 394.7 kNm torque capacity , divided in eleven standard sizes
- Designed for the smallest possible diameter and built-in length
- High operation angle/displacements allowed
- Excellent isolation of structure-borne noise
- Damping of torsional vibrations
- Reduction of torque fluctuations
- Classification approval for example Lloyd 's Register, ABS, DNV-GL possible
- Can be supplied with an adaptor flange and/or adaptor shaft, to fit all possible components
- Steel parts are supplied with corrosion-resistant protection for improved service life





DIMENSIONS

| | Dimensions [mm] | | | | | | Max. Nom. | Maximum | Max | |
|---------------|-----------------|-----|-----|-------|------------------|------------------|------------------|----------|--------|-------|
| | A | C | D | L1* | L2 | F | L | Torque** | Torque | Speed |
| | | | | | | | | [kNm] | [kNm] | [rpm] |
| SL 202 | 80 | 80 | 162 | 200 | To be determined | To be determined | To be determined | 1,35 | 3,70 | 5800 |
| SL 203 | 110 | 100 | 195 | 213,5 | | | | 2,04 | 5,60 | 5100 |
| SL 204 | 110 | 100 | 195 | 213,5 | | | | 2,55 | 7,00 | 5100 |
| SL 206 | 125 | 140 | 255 | 266 | | | | 5,40 | 14,90 | 4100 |
| SL 208 | 175 | 180 | 320 | 296 | | | | 10,10 | 27,70 | 3700 |
| SL 210 | 200 | 220 | 385 | 326 | | | | 16,10 | 40,20 | 3400 |
| SL 211 | 245 | 250 | 485 | 440 | | | | 29,80 | 81,50 | 2500 |
| SL 212 | 280 | 280 | 625 | 450 | | | | 53,80 | 147,60 | 2200 |
| SL 213 | 300 | 350 | 670 | 480 | | | | 72,60 | 199,30 | 2100 |
| SL 214 | 345 | 380 | 800 | 520 | | | | 105,20 | 288,90 | 1900 |
| SL 215 | 395 | 470 | 920 | 535 | | | | 143,70 | 394,70 | 1800 |

CHARACTERISTICS

*L1 is noted as the minimum build-in length, longer intermediate shafts can be supplied by Rubber Design.

** Based on a maximum continuous oscillating torque of 10% of the nominal torque

CARBON FIBRE INTERMEDIATE SHAFT

Lengths up to 12 meter are possible when the SMART-LINK coupling is combined with a CFRP intermediate shaft. Less weight, less bearings and much less installation work are just a few of the benefits. For each individual application the carbon fibre orientation is tuned for optimal torsion and bending characteristics. Electrical insulating glass fibre shafts and bulk-head seals are also available.

Specification

The SMART-LINK flexible couplings are manufactured in steel with a protective coating. The coupling will maintain drive in the event of exceeding the maximum torque due to additional safety factor on the torque-links. All SMART-LINK flexible couplings can be supplied with an adaptor flange and/or adaptor shaft, to fit all available reduction gearbox brands worldwide.

Remarks

It is our intention to maintain the excellent standard of our products. Modifications and improvements may be made from time to time and it is therefore advisable to contact us before ordering.

SMART-LINK

Flexible coupling

Rubber Design B.V.
 Industrieweg 21
 2995BE Heerjansdam
 The Netherlands
 Phone: +31 (0) 78 677 87 78
 Fax: +31 (0) 78 677 10 38
 Email: info@rubberdesign.nl
 Web: www.rubberdesign.nl